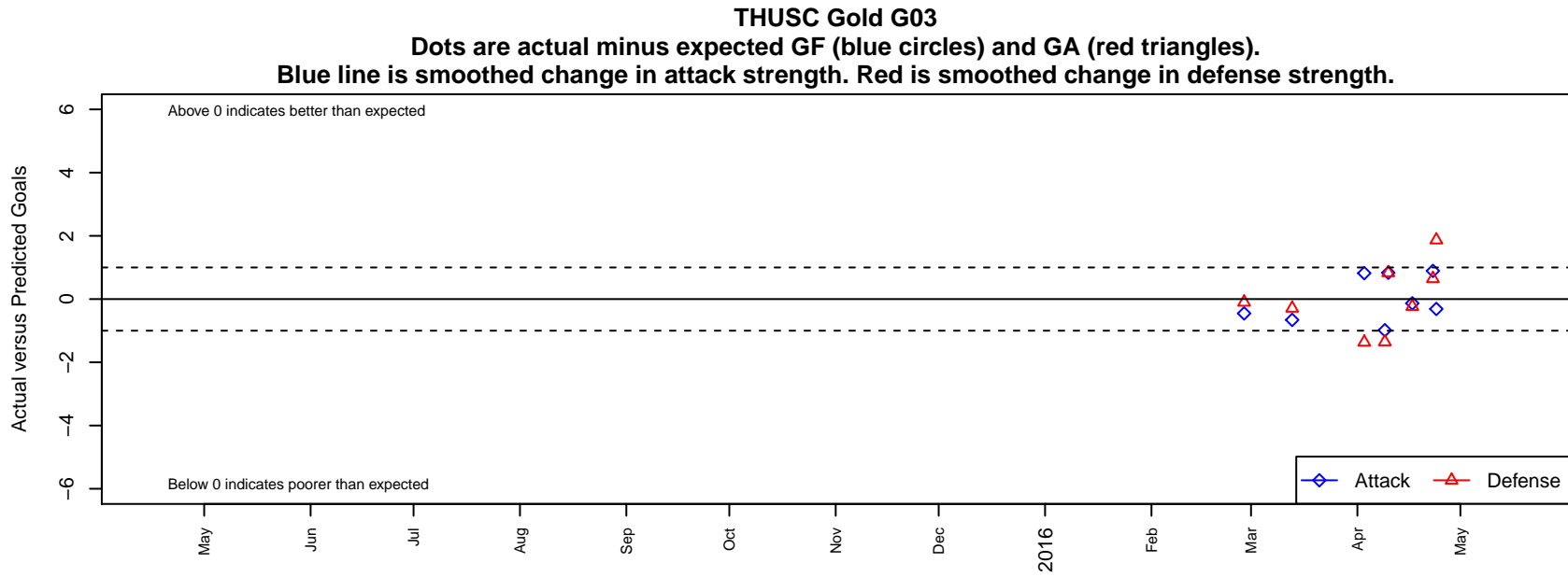


# THUSC Gold G03

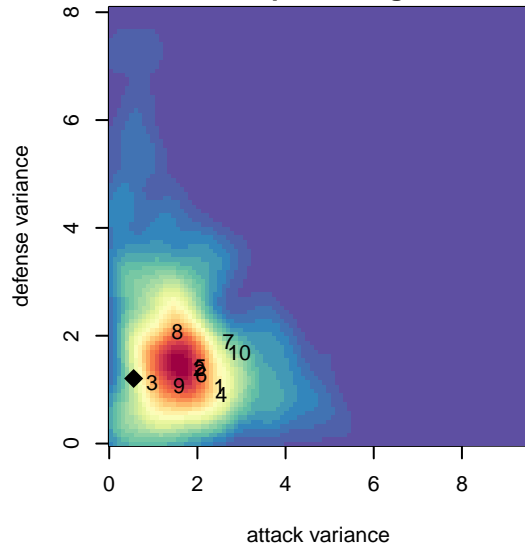
Tualatin Hills United SC  
Tualatin Hills, OR  
G03 total strength=213  
attack=0.25 defense=0.07  
spr league = Spr OYS G03 Div 2 Blue

alt names used:  
THUSC United Gold

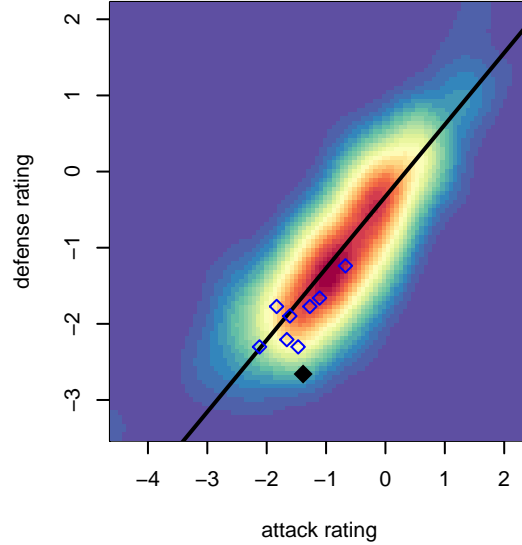
Venues played:  
2015 Spr OYS G03 Division 2 Blue



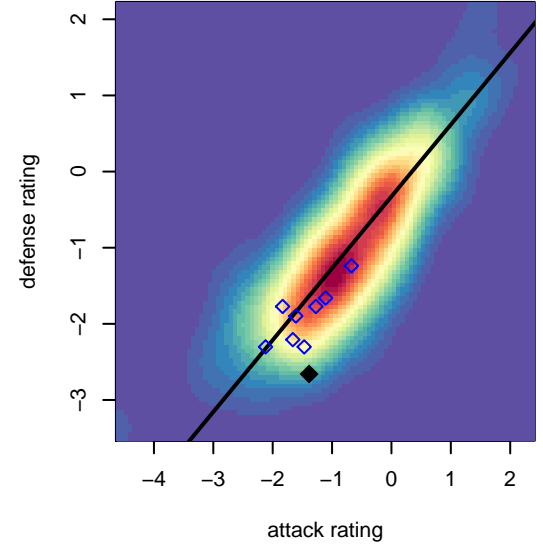
**attack and defense variance (black dot)  
relative to other teams  
and top 10 in region**



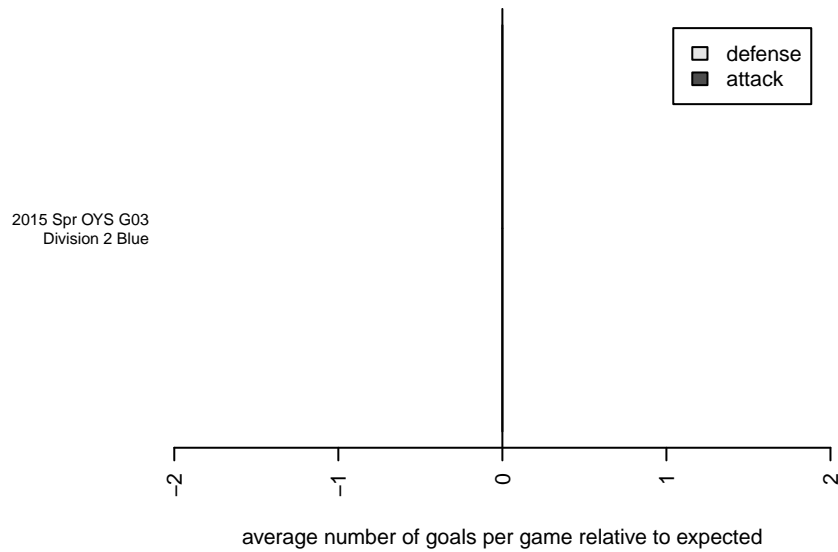
**attack and defense rating  
relative to others at age  
and all opponents in last 13 months**



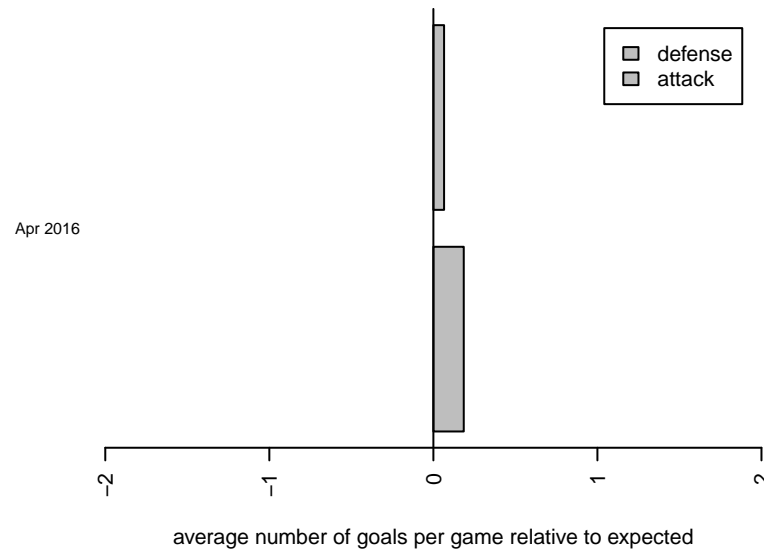
**attack and defense rating  
relative to others at age  
and all opponents in last 13 months**



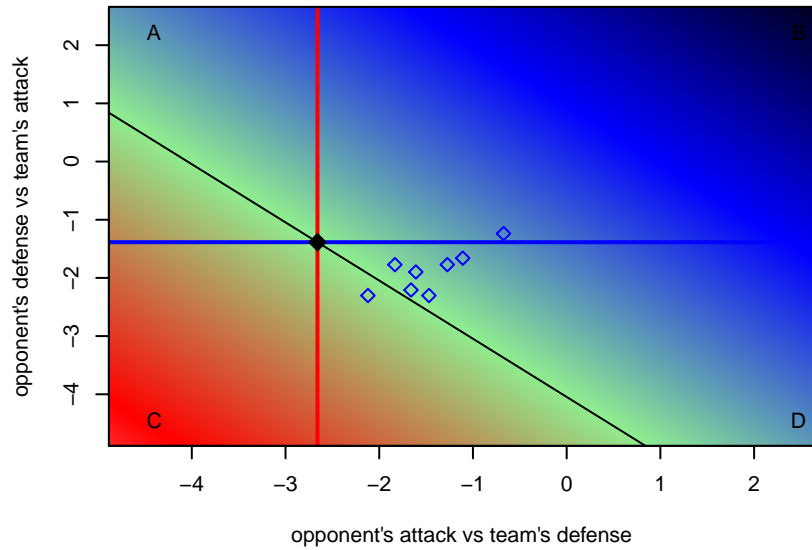
**Performance relative to 13 month average**



**Performance relative to 13 month average**



Distribution of opponents  
 Red = Lose zone, Blue = Win zone, Green = Even  
 Black line separates win/lose zones



lot. A=Neither has attack advantage, B=Opponent has both attack and defense advantage, C=Opponent has both attack and defense disadvantage, D=Both have

<b>date</b>	<b>home</b>		<b>away</b>		<b>venue</b>	<b>pred.home</b>	<b>pred.away</b>
2016-04-24	THUSC Gold G03	2	FC Columbia County G03	2	2015 Spr OYS G03 Division 2 Blue	2.31	3.87
2016-04-23	Washington Timbers Lime G03	2	THUSC Gold G03	2	2015 Spr OYS G03 Division 2 Blue	2.64	1.11
2016-04-17	PCU Black 2 G03	3	THUSC Gold G03	2	2015 Spr OYS G03 Division 2 Blue	2.77	2.13
2016-04-10	FSC Roses Red G03	5	THUSC Gold G03	2	2015 Spr OYS G03 Division 2 Blue	5.83	1.17
2016-04-09	BSC Hood River Black-Legends G03	3	THUSC Gold G03	2	2015 Spr OYS G03 Division 2 Blue	1.65	2.98
2016-04-03	THUSC Gold G03	2	Theho Rage G03	8	2015 Spr OYS G03 Division 2 Blue	1.18	6.63
2016-03-13	THUSC Gold G03	1	NEU PDX Silver G03	3	2015 Spr OYS G03 Division 2 Blue	1.66	2.71
2016-02-28	THUSC Gold G03	1	Umqua United Tsunami G03	4	2015 Spr OYS G03 Division 2 Blue	1.45	3.90